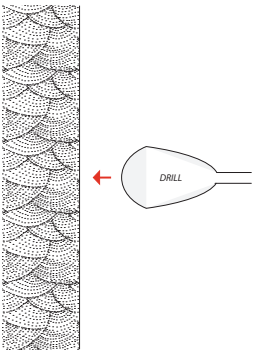
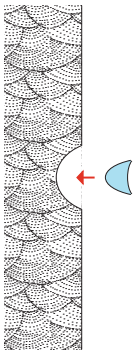


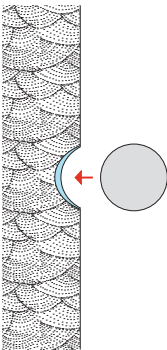
Recommended Option



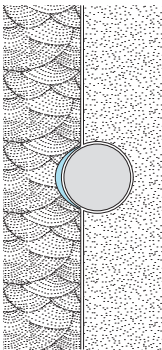
1- Drill holes at each dots of each letters.



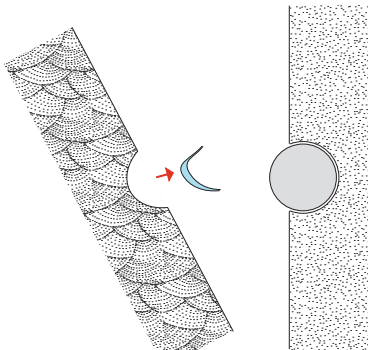
2- Apply a light glue in each holes that will receive a bearing ball.



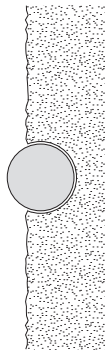
3- Insert and glue the bearing ball



4- Cast the concrete around the ball bearing

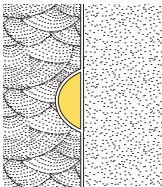


5- Take off the formwork and discard the used glue.



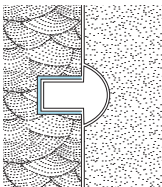
6- The ball bearing should be locked into the concrete, and resist sandblasting.

Unused dots

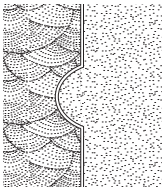


4- Applied corking to mask the hole (no dots)

Secondary Options



4- Cast the concrete around a wood stud (dots inset).



4- Cast the concrete into the drilled hole (dots outset)

Legend

